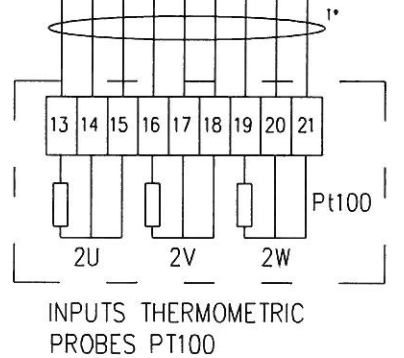
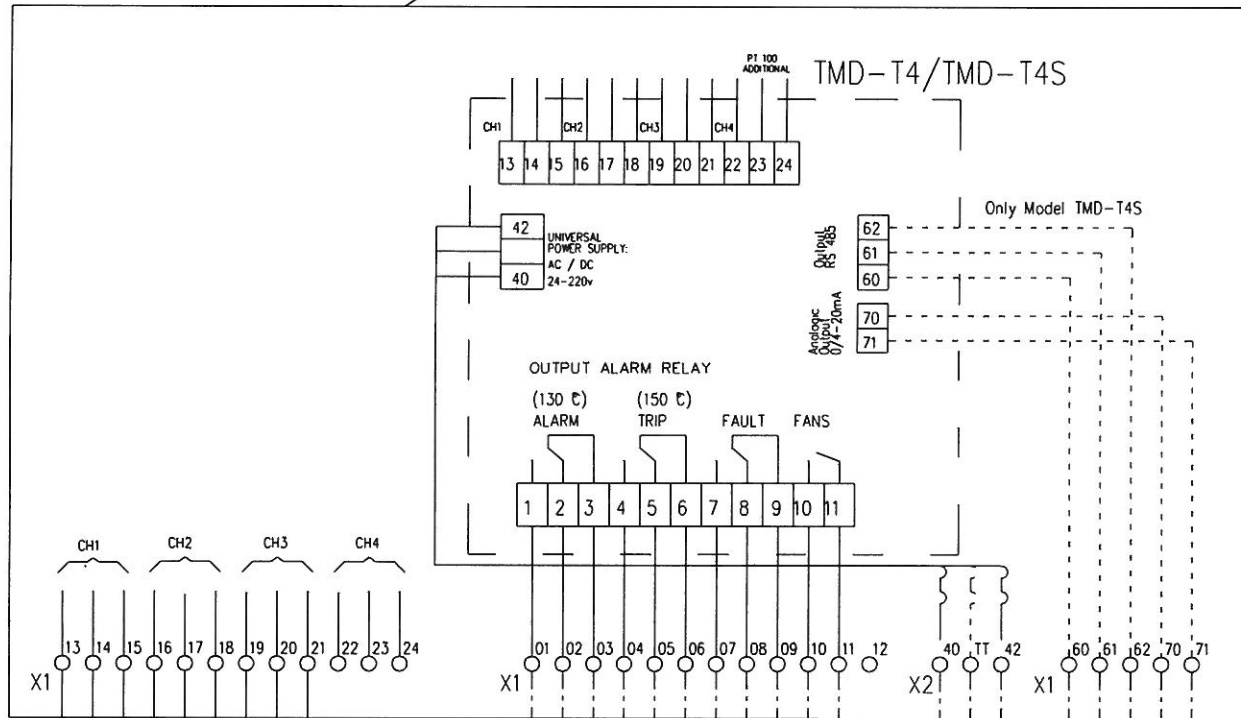
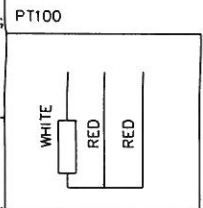


TERMINAL BOX



- 01-24; 40-42; 60-62; 70-71 T. MA 2.5 / 5 A
- TT T. MA 2.5 / 5P
- Red 1.5mm² RZ1-K 0.6/1kV-Cu
- Ground 1.5mm² RZ1-K 0.6/1kV-Cu
- Customer
- 1* 12x0.5mm² DATA X FLEX YCY
- 60-61-62, 70-71 Only Model TMD-T4S



SHEET	PROJ.	UNIT	SCALE	DATE	APPROVED BY:	
1/3	⚡	mm	S/E	5/10/2009	P. ESTELLA	
					CHECKED BY:	P. ESTELLA
					DESIGNED BY:	GUMER
TYPE:					DWG NO	1LES100204-SM DWG
TITLE:					REF NO	
WIRING DIAGRAM TMD-T4/TMD-T4S + BOX						